

LED Indoor Rental Display

TW21-IR Series


INTRODUCTION

Our LED Rental displays are designed for flexibility and ease of use, featuring lightweight, modular panels for quick assembly and disassembly. Ideal for events and exhibitions, they deliver stunning visual clarity and vibrant colors, enhancing audience engagement and providing a memorable viewing experience in any temporary setup.



FEATURES

- The TW21-IR series adopts a modular lightweight structure, which is easy to install and disassemble.
- The cabinet is equipped with a quick lock device to facilitate the loading and unloading of the cabinet.
- The TW21-IR series rental LED display is lightweight and portable, easy to transport and install.
- The TW21-IR series adopts seamless connection and is easy to splice.
- The cabinet is equipped with an angle adjustment lock to adjust the cabinet angle(optional).





Calming Appearance

TW21-IR screen feature a calming appearance and are user-friendly, with a modular, lightweight structure for effortless transportation and installation. Quick Locks and an Angle Adjustment Lock allow for secure assembly and flexible angle adjustments, enabling curved display configurations tailored to any event's specific needs, enhancing visual engagement and setup efficiency.

TW21-IR Series


High Quality Die-Casting Aluminum

TW21-IR screen used high-quality die-cast aluminum cabinets that are durable, lightweight, and easy to install. These cabinets enhance heat dissipation and provide superior protection against moisture and dust, ensuring prolonged lifespan and consistent performance. Ideal for venues that demand reliability and ease of maintenance, they offer a seamless visual experience in any environment.



Edge Protection Design (Option)

Protective corners on our LED display enclosures safeguard the edges and corners against collisions and damage during installation or transportation. This critical feature not only extends the lifespan of the display but also ensures its reliability and performance, providing peace of mind in various settings from event staging to permanent installations.



Combined Dimensions Of Two Different Cabinets

The TW21-IR series is available in two cabinet heights (500mm and 1000mm), enabling multiple combinations and quick installation via connecting plates, ensuring an efficient setup and customized visual experience for every application.

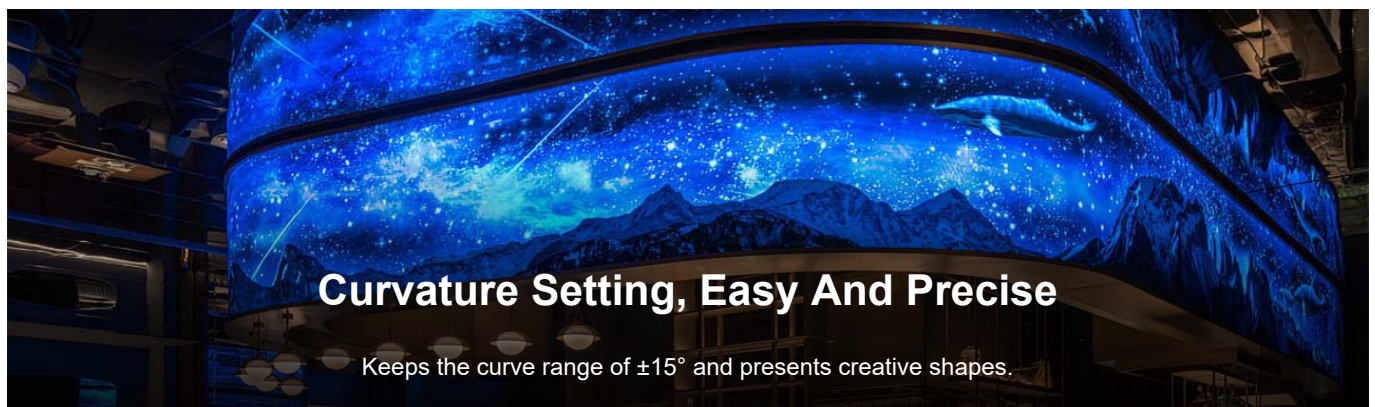

Front Maintenance

TW21-IR is equipped with specially designed maintenance tools that can quickly replace the front-end module, significantly reducing labor and time costs. This feature improves operational efficiency and ensures minimal downtime in corporate spaces, shopping malls and theaters alike.



Fast Installation

Hanging lock system for fast installation, time-saving.



APPLICATION SCENARIO



SPECIFICATIONS

Model	TW21-IR-P2.6	TW21-IR-P2.9	TW21-IR-P3.9	TW21-IR-P4.8
Pixel Pitch(mm)	2.604mm	2.976mm	3.91mm	4.81mm
Pixel Density	147,456	112,896	65,536	43,264
Cabinet Resolution	192×192	168×168	128×128	104×104
Cabinet Dimension	500x500(mm)			
Module Size(mm)	250×250(mm)			
Module Resolution(mm)	96x96	84x84	64x64	52x52
Optimum Viewing Distance	3m-38m	3m-50m	3m-60m	4m-70m
Horizontal Viewing Angle	≥140°	≥160°	≥160°	≥160°
Vertical Viewing Angle	≥120°	≥160°	≥120°	≥160°
Curve	0-90°			
Control System	Synchronous Control			
Average Power Consumption	147w/m ²			
Max Power Consumption	520w/m ²			
Drive Mode	1/32	1/28	1/16	1/13
Refresh Rate	1920Hz/3840Hz			
Brightness	600cd/m ²			
Frame Rate	50/60			
Brightness Adjustment	16 levels			
Cabinet Weight	7KG±0.05KG			
IP Level	IP40			
Operating Temp(°C)	- 20°C~60°C			
Storage Temp(°C)	- 25°C~60°C			
Life Time	75,000~100,000hr			